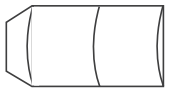


# JOURNEY QUAD

## FOUR PERSON TENT

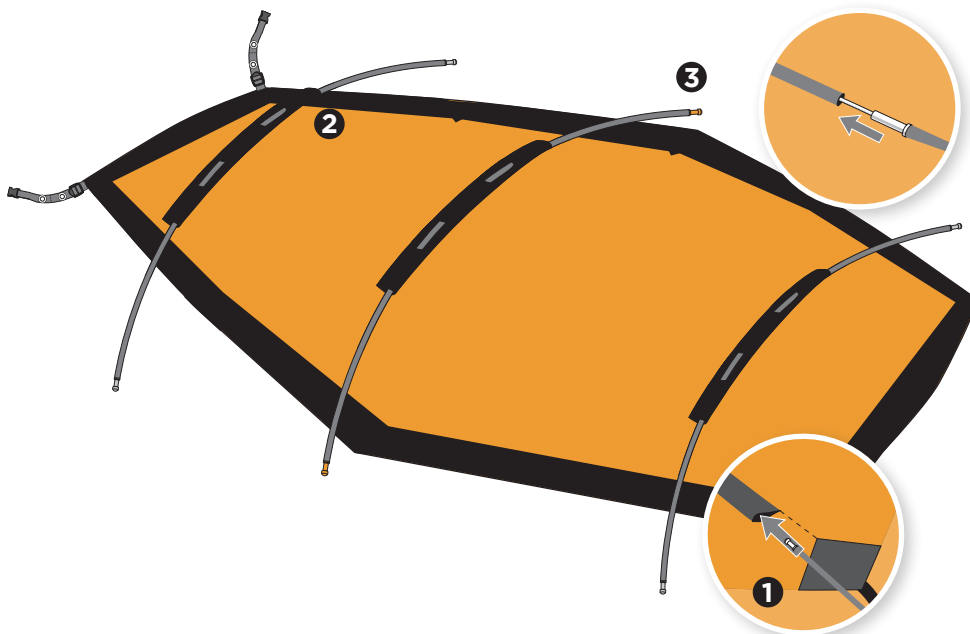


## Assembly Instructions

- 2 Silver Tipped Poles
- 1 Orange Tipped Pole



- 20 Alloy Stakes



Lay out the footprint before erecting the tent. Unroll the outer tent, locate the pole bag, separate the poles, clip the sections together making continuous poles. The poles are held together by elastic.

### Pole Placement

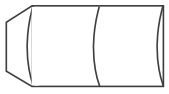
1. Insert the silver tipped pole with silver section to silver trim edging.
2. Insert the other silver tipped pole with silver section to silver trim edging.
3. Insert the large orange tipped pole with orange section to orange trim edging.



4. Insert the pole ends into the grommets in the corresponding webbing straps.
5. When all the pole ends are inserted into the grommets take the ultralight alloy stakes included with the Journey Quad, stake down the corners and webbing straps with grommets. Add additional stakes to other stake points as required.

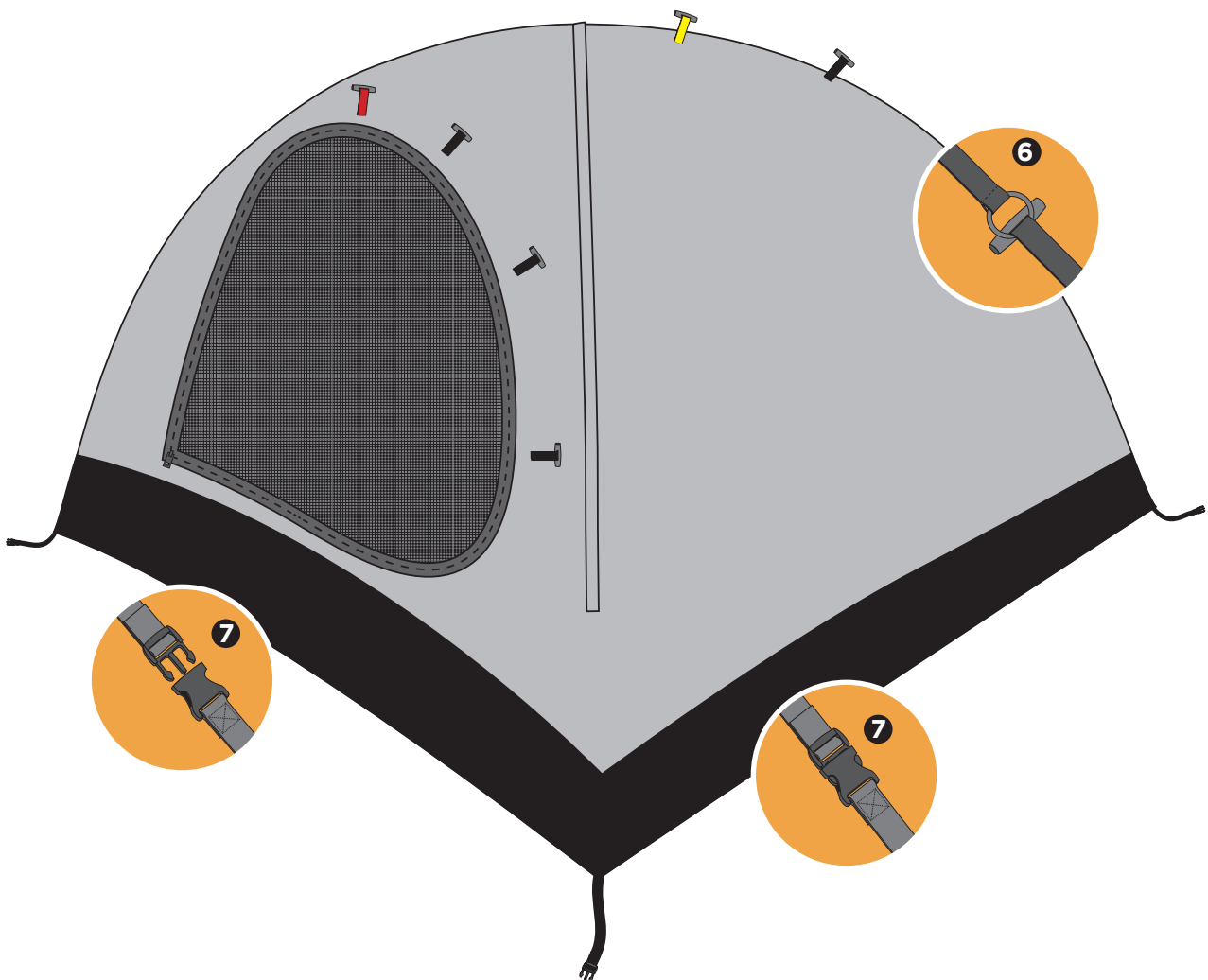
# JOURNEY QUAD

## FOUR PERSON TENT



## Assembly Instructions

- Unroll the inner tent and lay out. Line up the fly to the main body matching up the door and foot area, connect the two with the toggle and ring attachments.
- When the inner tent is connected with the fly by all the toggle and ring attachments (red to the front and yellow to the back), click all the side release buckles together.
- To gain access unzip the fly and inner tent zips.
- When happy with the set-up, further stabilisation is achieved by pegging out the guy lines. This is essential in windy conditions.



### WARNING:

KEEP ALL FLAME AND HEAT SOURCES AWAY FROM THIS TENT FABRIC. THIS TENT MEETS THE FLAMMABILITY REQUIREMENTS OF CPAI-84. THE FABRIC MAY BURN IF LEFT IN CONTINUOUS CONTACT WITH ANY FLAME SOURCE. THE APPLICATION OF ANY FOREIGN SUBSTANCE TO THE TENT FABRIC MAY RENDER THE FLAME-RESISTANT PROPERTIES INEFFECTIVE.

THIS TENT MEETS THE FLAMMABILITY REQUIREMENTS OF ISO6941 / (EN5912).

Snugpak Ltd  
Waterloo Mills, Howden Road  
Silsden, West Yorkshire  
BD20 0HA, England  
Tel: +44 (0) 1535 654479 Fax: +44 (0) 1535 652503

[www.SNUGPAK.com](http://www.SNUGPAK.com)

Snugpak® products are exclusively  
distributed in North & South America by:  
**PROFORCE EQUIPMENT, INC.**  
3230 Executive Way - Miramar, FL 33025  
Ph: 305.436.7984 / 800.259.5962  
[www.PROFORCEEQUIPMENT.COM](http://www.PROFORCEEQUIPMENT.COM)

[www.SNUGPAKUSA.com](http://www.SNUGPAKUSA.com)